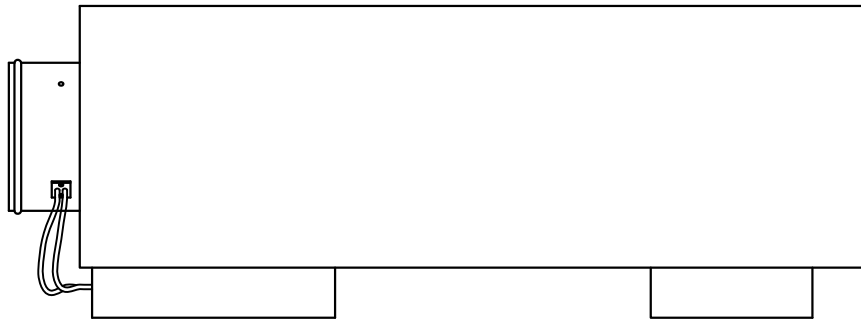
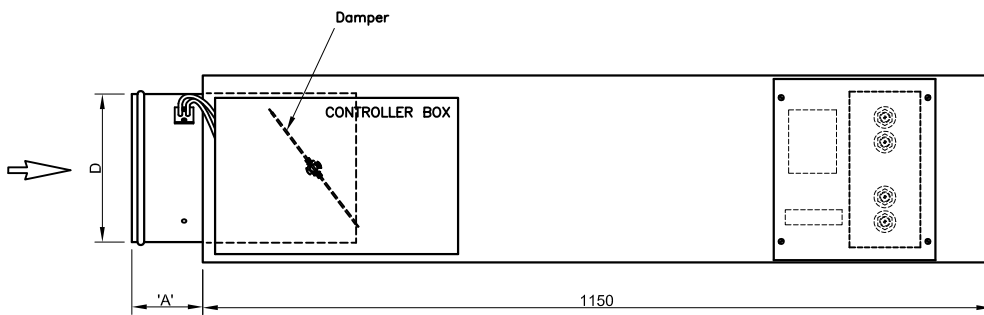


# Dimensional data

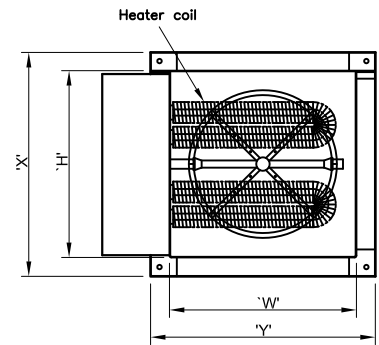
## SINGLE TERMINAL VARIABLE AIR VOLUME BOX WITH ELECTRIC HEATER



TOP VIEW



FRONT VIEW



SIDE VIEW

All dimensions are in mm

MODEL	CAPACITY (CFM)	'L'	'H'	'W'	'X'	'Y'	'A'	INLET 'D'
VAV-PID-EH-100	45 - 230	1150	250	250	300	300	95	100
VAV-PID-EH-125	70 - 360	1150	250	250	300	300	95	125
VAV-PID-EH-150	100 - 520	1150	250	250	300	300	95	150
VAV-PID-EH-175	140 - 710	1150	250	300	300	350	95	175
VAV-PID-EH-200	185 - 925	1150	250	300	300	350	95	200
VAV-PID-EH-250	290 - 1450	1150	318	400	368	450	95	250
VAV-PID-EH-300	420 - 2100	1150	380	450	430	500	95	300
VAV-PID-EH-350	580 - 2900	1150	445	500	495	550	95	350
VAV-PID-EH-400	740 - 3700	1150	445	570	495	620	95	400
VAV-PID-EH-450	1000 - 5000	1150	445	500	495	550	200	450 X 400
VAV-PID-EH-600	1420 - 7100	1150	450	900	500	950	200	600 X 400