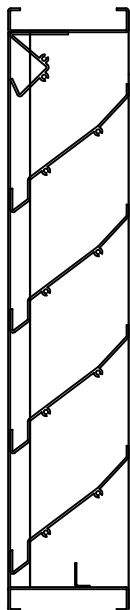


DESCRIPTION

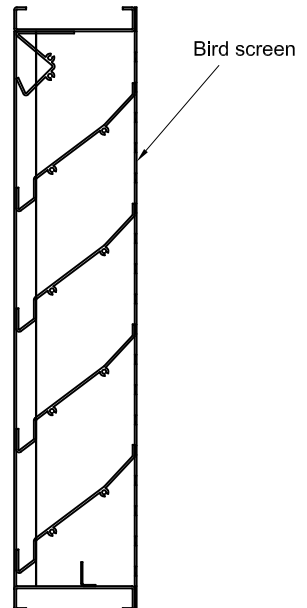
- weather louvers for fresh air intake.
- Heavy gauge extruded aluminum construction.
- The blades are inclined at 37° on a 100 mm pitch to minimise water ingress.
- Bird wire guard in aluminium.
- RAL - 9016 powder coated.

WRL-AL



1.Options

BS with bird screen



Model : WRL-AL-

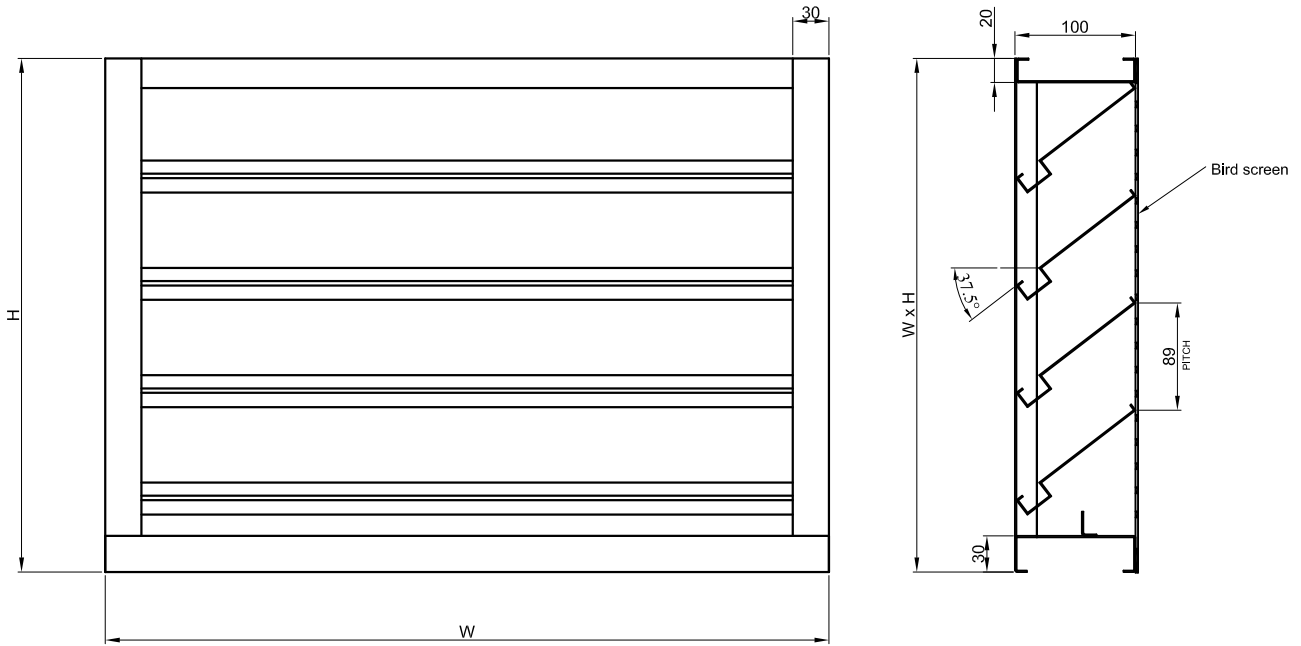
Note:

- This submittal is mean to demonstrate general dimension of the product. The drawing on submittal are not mean to detail every aspect of product with exactness. Drawing are not to scale.COSMOS reserve to the right to make changes without written notice.
- All Dimensions are in mm.
- Dimensions are ± 1.5mm

WHETHER RESISTANCE LOUVER

GI Construction.

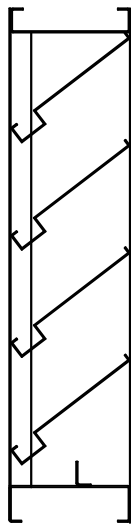
SERIES : WRL-GI



DESCRIPTION

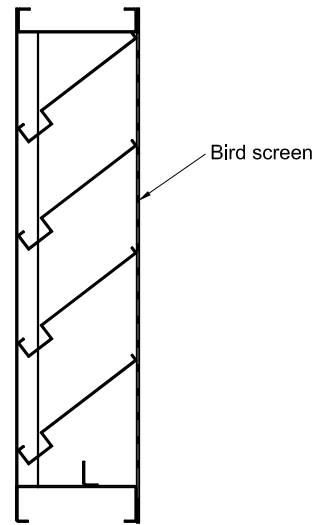
- Weather louvers for fresh air intake.
- Construction in G.I. 1 mm louvers & frame 1.2 mm.
- The blades are inclined at 37,5° on a 89 mm pitch to minimise water ingress.
- Bird wire guard in aluminium.
- RAL - 9016 powder coated as optional.

WRL-GI



1.Options

BS with bird screen



Model : WRL-GI-

1

Note:

- This submittal is mean to demonstrate general dimension of the product. The drawing on submittal are not mean to detail every aspect of product with exactness. Drawing are not to scale. COSMOS reserve to the right to make changes without written notice.
- All Dimensions are in mm.
- Dimensions are $\pm 1.5\text{mm}$