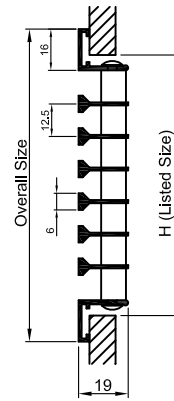
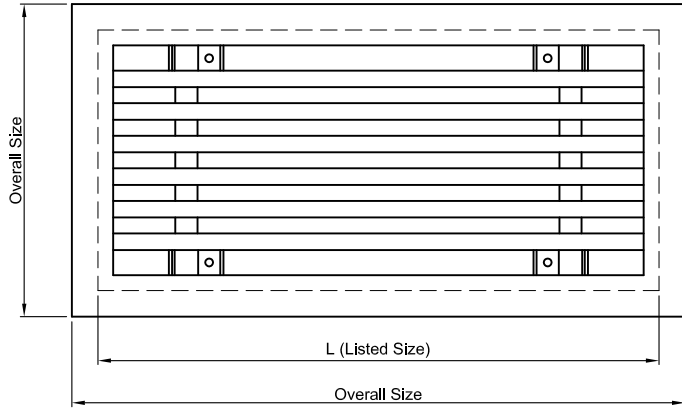
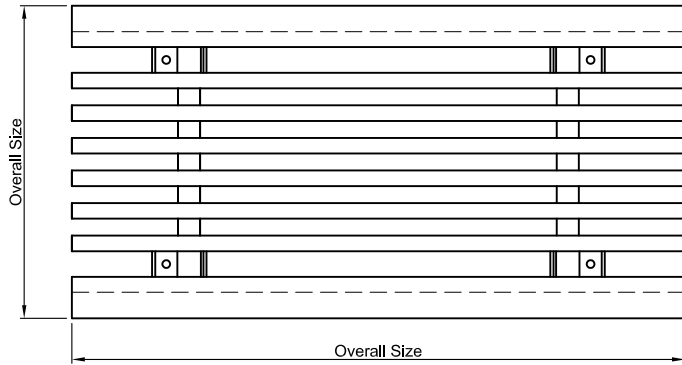


### 1. Frame Options

**F** With end flanges

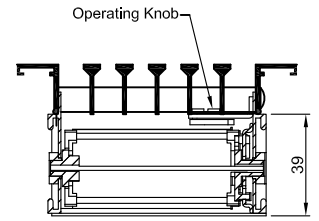


**C** Without end flanges



### 4. Accessory

**D** With flange and attached damper

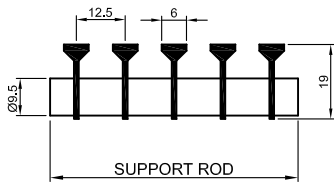


Series CL-E Extruded Aluminum Linear Bar Grilles and Registers are suitable for ceiling, sidewall or sill installation. Minimum nominal width = 50. Maximum nominal width = 600. Available in 50 nominal increments in width and 25 in length. Maximum single section length = 2500. Multiple-section assemblies are provided with alignment strips.

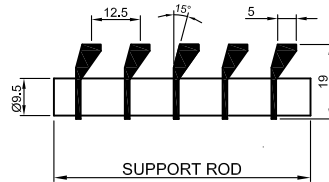
Finish: Powder coated finish RAL - 9016  
Standard coating thickness - 55 microns.

### 2. BAR DEFLECTION

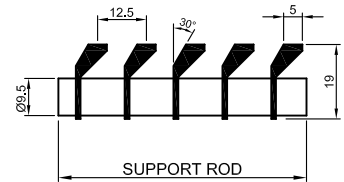
**00** 0° Deflection



**15** 15° Deflection

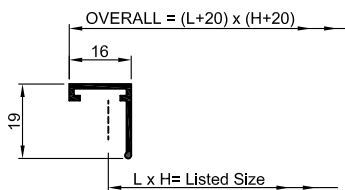


**30** 30° Deflection

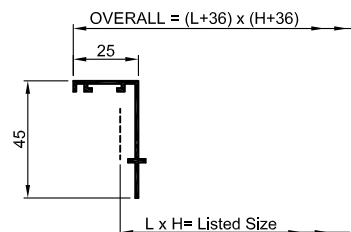


### 3. FRAME SELECTION

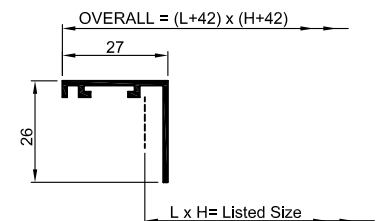
**A** Frame Selection



**B** Frame Selection



**C** Frame Selection



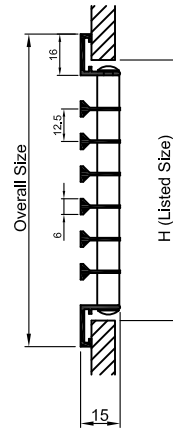
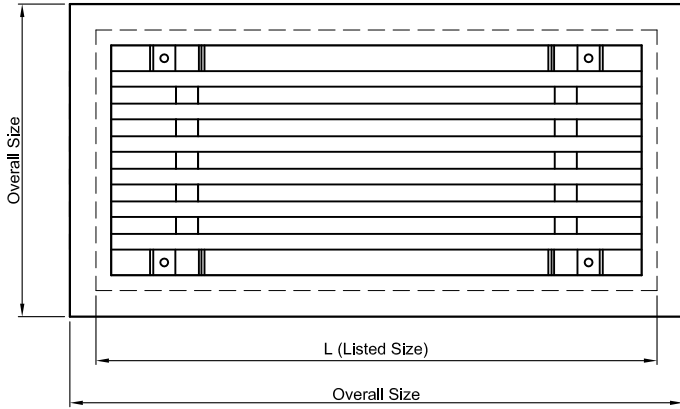
Model : CL-  -  -  -

**Note:**

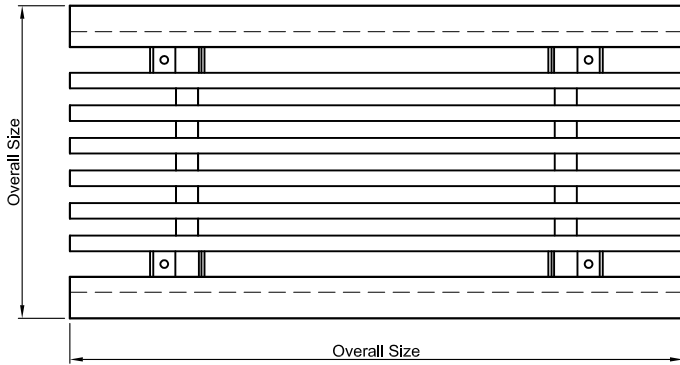
- This submittal is mean to demonstrate general dimension of the product. The drawing on submittal are not mean to detail every aspect of product with exactness. Drawing are not to scale. COSMOS reserve to the right to make changes without written notice.
- All Dimensions are in mm.
- Dimensions are ± 1.5mm

### 1. Frame Options

**F** With end flanges

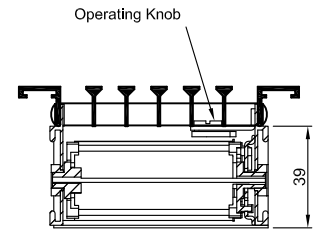


**C** Without end flanges



### 4. Accessory

**D** With flange and attached damper



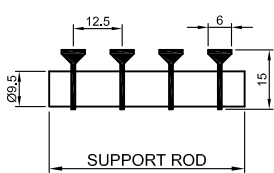
#### Description

Series CL-E Extruded Aluminum Linear Bar Grilles and Registers are suitable for ceiling, sidewall or sill installation. Minimum nominal width = 50. Maximum nominal width = 600. Available in 50 nominal increments in width and 25 in length. Maximum single section length = 2500. Multiple-section assemblies are provided with alignment strips.

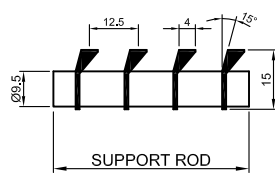
Finish: Powder coated finish RAL - 9016  
Standard coating thickness - 55 microns.

### 2. BAR DEFLECTION

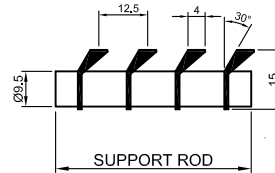
**00** 0° Deflection



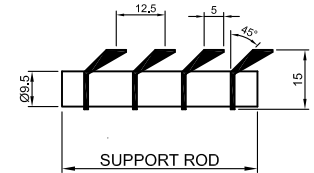
**15** 15° Deflection



**30** 30° Deflection

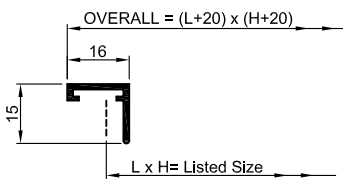


**45** 45° Deflection

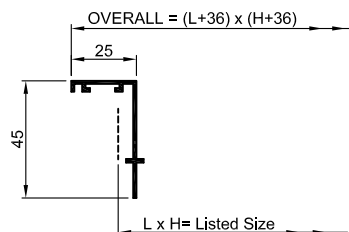


### 3. FRAME SELECTION

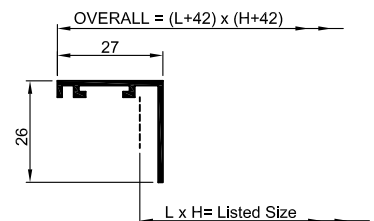
**A** Frame Selection



**B** Frame Selection



**C** Frame Selection



Model : CLE----

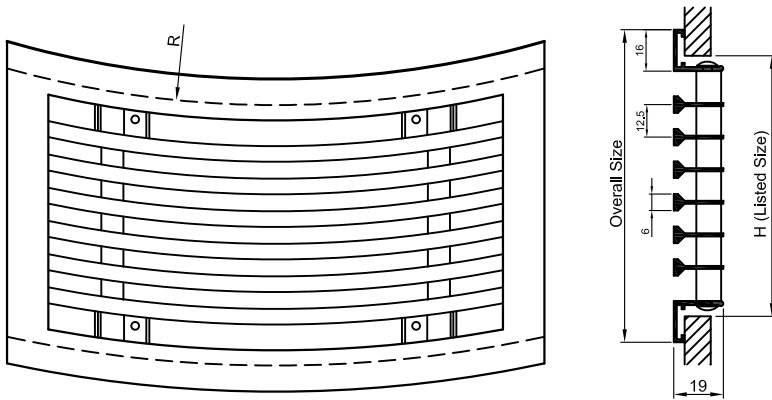
1      2      3      4

#### Note:

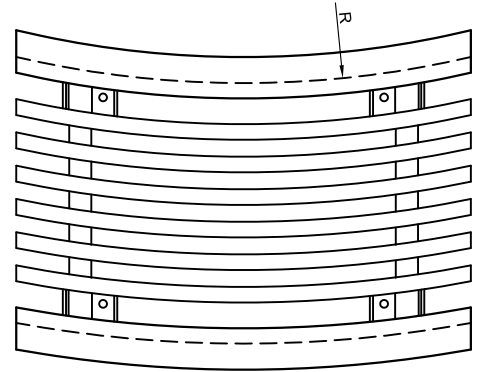
- This submittal is meant to demonstrate general dimension of the product. The drawing on submittal are not meant to detail every aspect of product with exactness. Drawing are not to scale. COSMOS reserve to the right to make changes without written notice.
- All Dimensions are in mm.
- Dimensions are ± 1.5mm

### 1. Curve Options

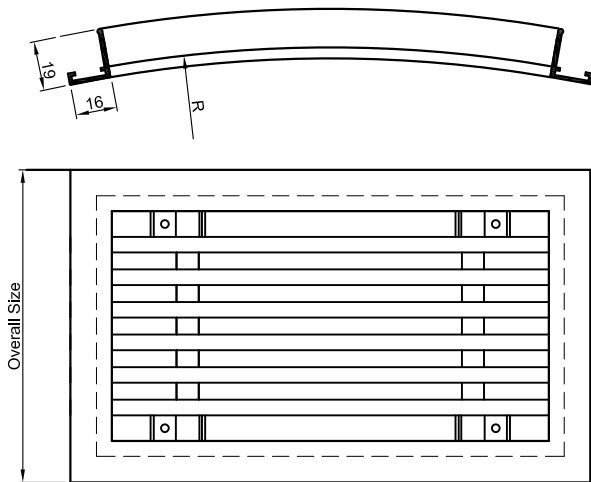
**FH** Suitable for curve ceiling installation with end flange.



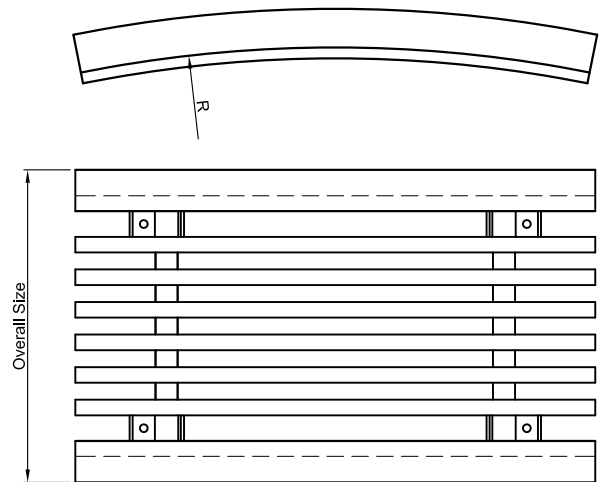
**CH** Suitable for curve ceiling installation with Continuous Type.



**FV** Suitable for curve wall / partition with end flange.



**CV** Suitable for curve wall / partition with Continuous Type.



Series CL-E Extruded Aluminum Linear Bar Grilles and Registers are suitable for ceiling, sidewall or sill installation.

Minimum nominal width = 50, Maximum nominal width = 600

Available in 50 nominal increments in, width and 25 in length.

Maximum single section length = 2500.

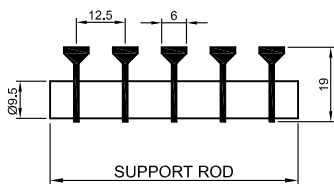
Multiple-section assemblies are provided with alignment strips.

Finish: Powder coated finish RAL - 9016

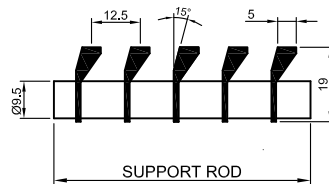
Standard coating thickness - 55 microns.

### 2. BAR DEFLECTION

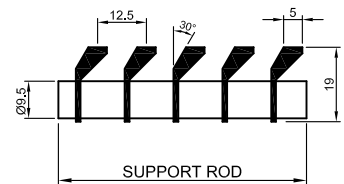
**00** 0° Deflection



**15** 15° Deflection



**30** 30° Deflection



Model : CL-CU--

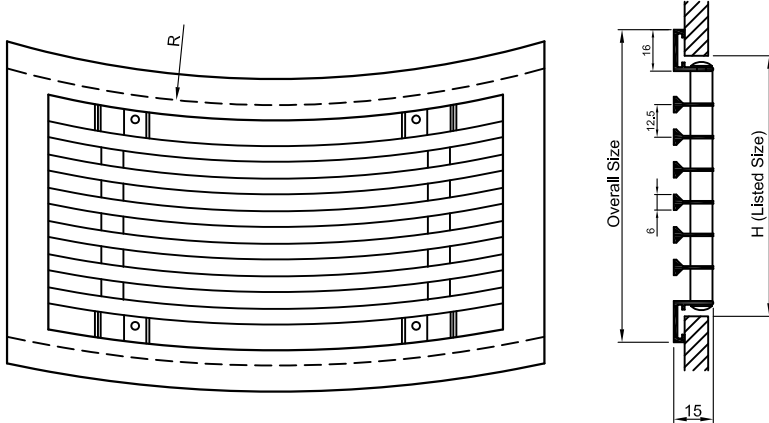
1                      2

**Note:**

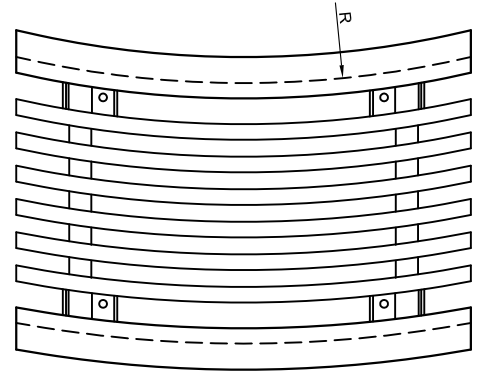
- This submittal is mean to demonstrate general dimension of the product. The drawing on submittal are not mean to detail every aspect of product with exactness. Drawing are not to scale. COSMOS reserve to the right to make changes without written notice.
- All Dimensions are in mm.
- Dimensions are ± 1.5mm

### 1. Curve Options

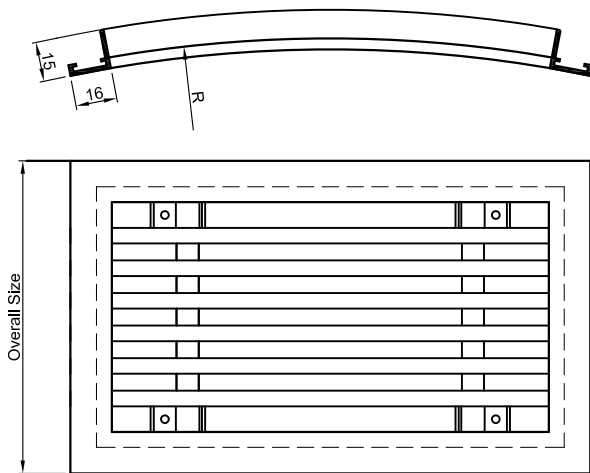
**FH** Suitable for curve ceiling installation with end flange.



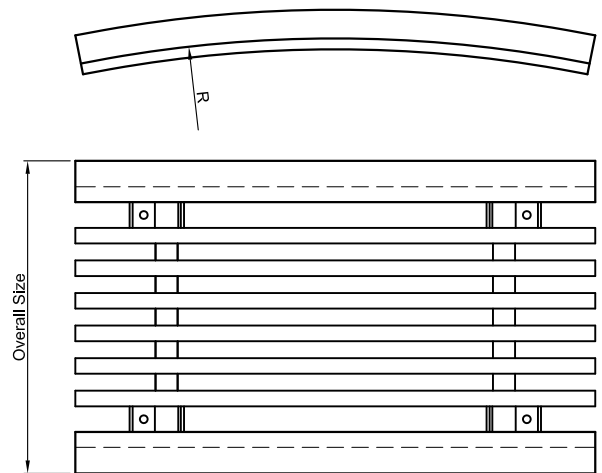
**CH** Suitable for curve ceiling installation with Continuous Type.



**FV** Suitable for curve wall / partition with end flange.



**CV** Suitable for curve wall / partition with Continuous Type.



**Description**

Series CL-E Extruded Aluminum Linear Bar Grilles and Registers are suitable for ceiling, sidewall or sill installation.

Minimum nominal width = 50, Maximum nominal width = 600

Available in 50 nominal increments in, width and 25 in length.

Maximum single section length = 2500.

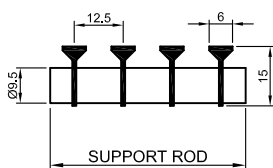
Multiple-section assemblies are provided with alignment strips.

Finish: Powder coated finish RAL - 9016

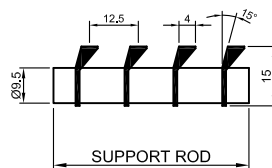
Standard coating thickness - 55 microns.

### 2. BAR DEFLECTION

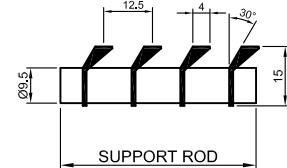
**00** 0° Deflection



**15** 15° Deflection



**30** 30° Deflection



Model : CLE-CU--

**Note:**

- This submittal is mean to demonstrate general dimension of the product. The drawing on submittal are not mean to detail every aspect of product with exactness. Drawing are not to scale. COSMOS reserve to the right to make changes without written notice.
- All Dimensions are in mm.
- Dimensions are ± 1.5mm